



## ZHEJIANG CFMOTO POWER CO., LTD.

No. 116, Wuzhou Road, Yuhang Economic Development Zone Hangzhou 311100, Zhejiang Province.

Tel: 86-571-89265799

Email: [export@cfmoto.com](mailto:export@cfmoto.com) [media@cfmoto.com](mailto:media@cfmoto.com)

[Global.cfmoto.com](http://Global.cfmoto.com)

Copyright Zhejiang CFMOTO Power co., Ltd. 2020. All rights reserved. Photos are for illustrative purposes only. The vehicle configuration may be subject to change due to local laws and regulations in different countries and regions. Vehicle specifications are subject to change without notice. Imagery may not reflect most current product specifications. CFMOTO reserves the right to make improvements and/or design changes without any obligation to modify previously sold, assembled or fabricated equipment.

Instagram: [cfmoto\\_world](https://www.instagram.com/cfmoto_world)

Facebook: [CFMOTO\\_Official](https://www.facebook.com/CFMOTO_Official)

YouTube: [CFMOTO](https://www.youtube.com/CFMOTO)

DESIGN OCTOBER 2020

# CFMOTO OVERLAND

# 1000

OVERLAND



# Adventure

## Focus on the adventure

Pack and Go! The all-new CFORCE 1000 OVERLAND got you covered. The freedom to explore is now also the freedom to take it all with you.

Generous onboard storage capacity and room for a passenger, mean you can get away for an afternoon, a day or even a weekend with everything you need for comfort and convenience in the great beyond.

With the powerful capability and specifically designed off-road protection of CFORCE 1000 OVERLAND, you can focus on the adventure ahead, challenge yourself and embrace your freedom.




## Suspension

Front double A-arm suspension and rear trailing-arm suspension deliver ground-gripping performance and a smooth ride even through the toughest terrain. Fully adjustable piggyback shock absorbers allow you to customize the ride for whatever work or play your day has in store. Adjust the suspension for lighter loads, or to accommodate full travel cases and a passenger. The CFORCE 1000 OVERLAND has the versatility to handle it all.



## Litre V-twin Engine



The CFORCE 1000 OVERLAND is powered by a 75-horsepower 963cc V-twin engine, bringing the ultimate combination of durability and performance to the trails. The liquid-cooled 8-valve engine features BOSCH EFI for crisp and consistent power throughout the rpm range, ensuring the robust 79 Nm torque has the muscle to take on any size adventure at any elevation.

Switchable 2WD/4WD and 4WD Lock showcase the powerful versatility of the CFORCE 1000 OVERLAND. Tackle rugged, technical terrain with steady 4WD traction that will keep clawing its way forward, or handle high-speed sections with 2WD ease.

The 14-inch aluminium wheels and 27-inch tyres amount to a generous 300mm ground clearance—plenty of room to handle rocks, roots and mud in your path.

Standard EPS (electronic power steering) offers a light feel at the controls that also absorbs feedback to the handlebars, helping to prevent sudden bumps from jolting the rider's hands. Easy and precise steering make for an enjoyable ride, even when the going gets rough.



# Overland

A 5-inch LCD digital gauge clearly displays all your information at a glance. Add any number of onboard devices with dual USB ports and a 12V DC power outlet able to supply the charge. The front fairing, including a windscreen and rugged handguards, help protect against the elements and provide a more comfortable ride. Bright and clear projector beam headlights light the night while LED running lights maintain optimum visibility.

The CFORCE 1000 OVERLAND is equipped to go the distance on your adventure with the generous 30L (7.92-gallon) fuel capacity. When the occasional calls for even more cargo-hauling capability, the CFORCE 1000 OVERLAND features a standard two-inch tow hitch and 500kg of towing capacity.



# CFORCE 1000

## HDPE skid plates

Protecting the CFORCE 1000 OVERLAND from trail elements are durable full-length skid plates. Made from 8mm thick high-density polyethylene (HDPE), these skid plates, including the front, central, rear and footwell plates, help protect the vehicle and allow you to glide over rocks, stumps and any other obstacles in your path.



## CF-connect Cargo system

Head out for your multi-day OVERLAND experience with plenty of room for everything you need. Two premium cargo boxes install easily without any modification and provide 146 liters (105L + 41L) of combined storage space. The 41L center box offers comfort pads for the driver, or can be removed to allow for an ergonomic passenger seat. Weather resistance (IP54) means your belongings stay dry and protected from water and dust.



## Overland premium paint

The unique premium paint of the CFORCE 1000 OVERLAND is a sight to behold. Inspired by one of the hardest ores in nature (second only to the diamond), the granite finish shimmers with a metallic luster, and is highlighted by the electric-blue trim. The all-new graphics draw inspiration from the OVERLAND mountain peaks, and are color-matched to the beadlock rims.

## Heavy duty bumper with LED lights

The aggressive look of the CFORCE 1000 OVERLAND is highlighted by heavy-duty steel bumpers, front and rear. Thick 38mm steel-tube, coated with an anti-corrosion finish, protect the front grill and headlights from whatever the rugged back country might throw its way. A pair of 18w LED flood lamps enhance low-light capabilities, and add to the menacing look.

## Beadlock wheels

Factory-installed 14-inch aluminium wheels with beadlock rims are standard on the CFORCE 1000 OVERLAND. The premium aluminium beadlock rings with 16 bolts provide the ultimate secure fit, allowing you to run low air pressure for a wider contact patch and increased traction. Let the beefy 27-inch tyres gnaw away at rugged terrain while your footing remains secure and the 1000cc engine keeps you moving forward.



# Standard for overland

# Accessory

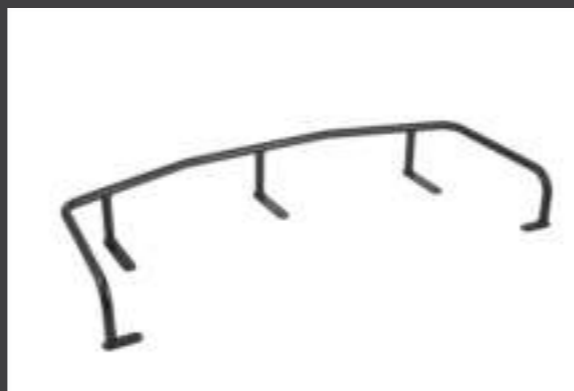


## Front Rack Extender Assembly

Code: 9AW#-802300-2000

### Features:

- Steel Tube Diameter:  $\phi$  22mm
- Easy to install
- E-coated with black powder coat
- Durable and solid
- Helps keep cargo securely in place



## Rear Rack Extender Assembly

Code: 9AW#-802400-2000

### Features:

- Steel Tube Diameter:  $\phi$  22mm
- Easy to install
- E-coated with black powder coat
- Durable and solid
- Helps keep cargo securely in place




## Synthetic Winch Rope

Code: 7020-800750

### Features:

- High strength winch rope, pull up to 4500 lbs
- Rope length 12 meters
- Light weight, easy to carry
- Durable, sea water resistance, UV resistance and thermal shock resistance
- Convenient, fast and safe operation
- Can be used on any CFMOTO vehicle equipped with a winch



## A-arm Protector Assembly

Code: 9AW#-804200-2000

### Features:

- Made of high strength aluminum (thickness 5mm)
- Painting Black
- Ultimate durability
- High impact strength



## Hitch Kit (136mm)

Code: 7000-808100

### Features:

- 2" hitch kit for ATV/UTV
- 136mm length towing bar (from pin shaft hole to hitch ball hole)
- CFMOTO offers two different lengths of hitch receiver to choose from



## Hitch Kit (290mm)

Code: 9AW#-808100

### Features:

- 2" hitch kit for ATV/UTV
- 136mm length towing bar (from pin shaft hole to hitch ball hole)
- CFMOTO offers two different lengths of hitch receiver to choose from



## Vehicle Cover

Code: 85204Z-00600



## Winch Rope Fairlead

Code: 7030-150701

### Features:

- Can be used on any CFMOTO vehicle equipped with a winch

### OVERALL DIMENSIONS

Length x Width x Height	2310×1264×1420 mm
Wheelbase	1480 mm
Seat Height	585 mm
Minimum Ground Clearance	300 mm
Minimum Turning Diameter	7.8 m
Curb Weight	490 kg ( of CFORCE 1000 )
Payload Capacity	240 kg ( Including driver )
Fuel Capacity	30 L

### CHASSIS

Drive	Switchable 2WD/4WD
Brake	Four-wheel side brake [ CBS ] + rear wheel side parking
Suspension	Front: Double A-arm, independent suspension Rear: Trailing arm, independent suspension
Shock Absorber	Piggy back airshocks, adjustable compression, Rebound and preload
tires & wheels	27 inch cst off-road tires 14 inch beadlock wheels
Color(s) Available	Granite Ridge VSX Midnight

### ENGINE

Engine Type	V-Twin cylinder, Liquid cooled, 4-stroke,SOHC,8-Valve
Displacement	963 cc
Transmission	CVT

